

# SCOTTISH FUN PALACES EVALUATION 2017

LEWIS HOU, FUN PALACES SCOTLAND AMBASSADOR

VERSION 2.2

**OVER 2500  
PARTICIPANTS AT 17 FUN  
PALACES IN SCOTLAND  
CELEBRATED "EVERYONE  
AN ARTIST, EVERYONE A  
SCIENTIST" IN 2017**

**GET INVOLVED IN THE  
CELEBRATION IN YOUR  
COMMUNITY THIS YEAR  
SAT 6 & SUN 7 OCT 2018**

**AT THE 2017 FUN PALACES WEEKEND IN SCOTLAND,  
PEOPLE.....**

**GOT HANDS-ON WITH  
BANANA PIANOS, 3D  
PRINTERS, KNITTING &  
MUCH MORE ACROSS  
FIFE LIBRARIES**

**COMBINED CLOWNING,  
THEATRE & THE SCIENCE  
OF LAUGHTER AT THE  
LOCHGELLY CENTRE**

**DANCED AT  
A SHOPPING  
CENTRE POP-WITH  
THE LITTLE SHOP  
OF  
MEMORY, LEITH,  
PLAYED WITH UV  
WITH WHALE ARTS,  
WESTERHAILES,  
AND WELCOMED  
NEW SCOTS IN  
MORNINGSIDE**

**DIRECTED ANIMATION  
PIECES AT TRAMWAY  
GLASGOW**

**EXPLORED THE  
SKIES, BIOLOGY  
TATTOOS, RED  
SQUIRRELS &  
SCIENCE OF DOGS  
AT THE MIDLOTHIAN  
SCIENCE FESTIVAL**

**BECAME SPIES AT  
AUCHINLECK LIBRARY**

**DISCOVERED THE SCIENCE OF  
MUSIC, ROBOT & CODING AT  
BIGGAR SCIENCE FESTIVAL**

**UNLEASHED INNER CAVE  
ARTISTS AT  
CAMPBELTOWN MUSEUM**

**#FUNPALACES ARE FREE, LOCAL & FOR EVERYBODY  
FIND OUT MORE: [FUNPALACES.CO.UK/SCOTLAND](http://FUNPALACES.CO.UK/SCOTLAND)**

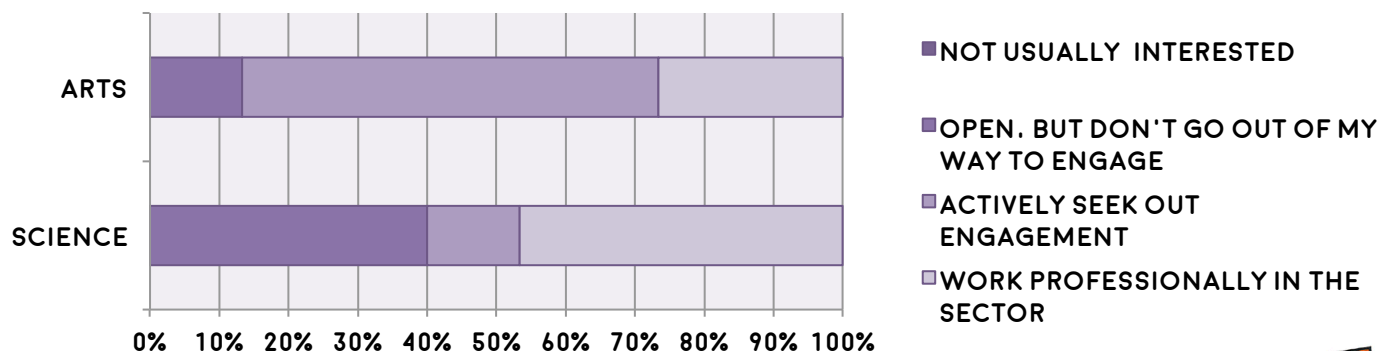
**FUN PALACES**

**FUN PALACES**

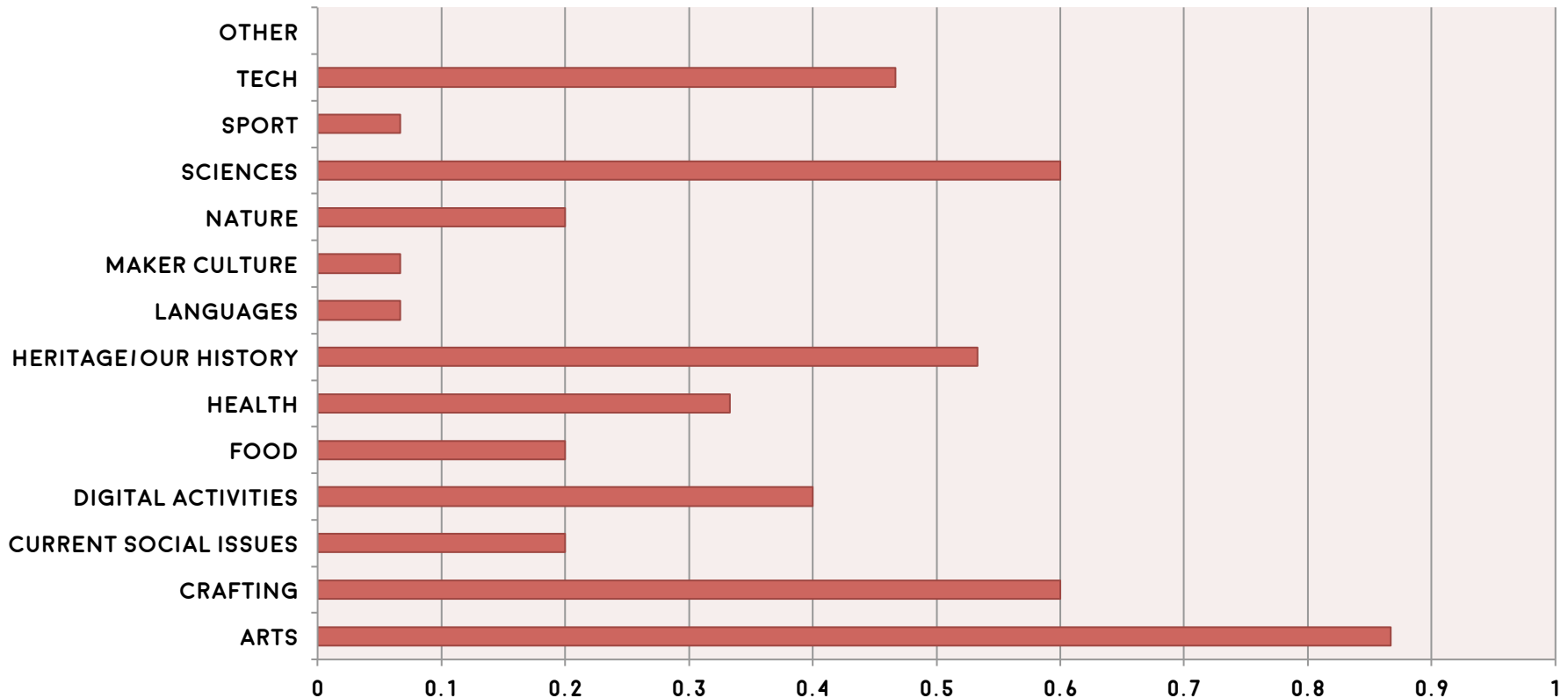
## SCOTTISH FUN PALACE MAKERS

- 20% OF MAKER TEAMS INVOLVED SOMEONE WITH A DISABILITY
- 40% OF THE TEAMS INVOLVED A MIX OF ETHNIC DIVERSITIES
- 86% OF MAKER TEAMS INVOLVED GETTING NEW PEOPLE INVOLVED. 53% OF THE FUN PALACES DIDN'T REQUIRE TO RAISE MONEY TO ORGANISE THEIR EVENTS.
- 80% AGREED MAKING A FUN PALACE DISCOVERED NEW RESOURCES IN THE COMMUNITY AND 86% DISCOVERED NEW OPPORTUNITIES/PARTNERSHIPS
- AROUND HALF OF THE MAKERS RAN A FUN PALACE AS PART OF THEIR JOB (53%)
- 8 OUT OF THE 17 FUN PALACES DEVELOPED OUT OF A PREVIOUS FUN PALACE OR VOLUNTARY ARTS FESTIVAL MICRO-FUNDED EVENT

## SCOTTISH FUN PALACE MAKER ATTITUDES



## THE SCOTTISH FUN PALACES INVOLVED...



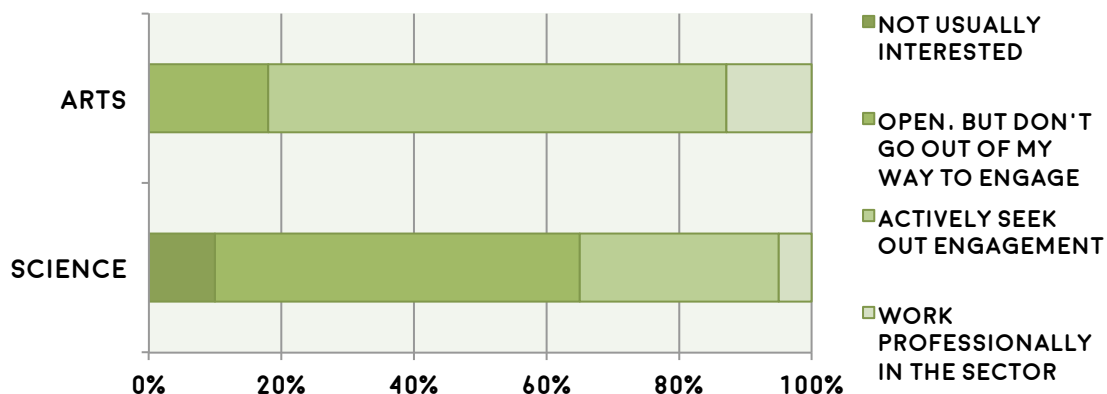
- 53% OF SCOTTISH FUN PALACES HAD A "HERITAGE/OUR HISTORY" COMPONENTS COMPARED TO 37% NATIONALLY. HOWEVER, FEWER INVOLVED IN MAKER CULTURE (7% VERSUS 27%)
- THERE WAS SLIGHTLY MORE SCIENCE (60% VERSUS 49%) AND TECH (47% VERSUS 37% NATIONALLY) REPRESENTED IN SCOTTISH FUN PALACES
- NEARLY ALL SCIENCE EVENTS HAD BOTH ART & SCIENCE ELEMENTS (60% - HIGHER THAN NATIONALLY – 47%)

## SCOTTISH FUN PALACE PARTICIPANTS

***BASED FROM 40 QUESTIONNAIRES FROM 5 OF THE SCOTTISH FUN PALACES. THIS IS SOMETHING WE NEED TO SUPPORT FURTHER IN THE FUTURE TO GET A WIDER EVIDENCE-BASE. SO THIS ANALYSIS IS CONSIDERED EXPLORATORY***

- MOST PARTICIPANTS HAD NOT BEEN TO A FUN PALACE BEFORE (98%)
- 45% OF PARTICIPANTS HAD NOT BEEN TO THE VENUE BEFORE
- MANY OF THE PARTICIPANTS WERE ENGAGED IN ARTS (69%) WITH 18% WHO WERE OPEN BUT DIDN'T GO OUT OF THEIR WAY TO ENGAGE IN ARTS.
- HOWEVER, 10% OF PARTICIPANTS WEREN'T NORMALLY INTERESTED IN SCIENCE. AND 55% DIDN'T GO OUT OF THEIR WAY TO ENGAGE IN SCIENCE (AND ONLY 35% WERE ALREADY ENGAGED OR WORKED IN SCIENCE)
- 7.7% OF THE PARTICIPANTS SELF-IDENTIFIED AS FROM A MINORITY ETHNIC GROUP (COMPARED TO 4% IN THE SCOTTISH POPULATION).
- 32% OF PARTICIPANTS DESCRIBED THEMSELVES AS HAVING A DISABILITY OR LONG-TERM HEALTH CONDITION. THIS COMPARES TO 20% OF THE SCOTTISH POPULATION (CENSUS 2011)

### SCOTTISH FUN PALACE PARTICIPANTS ATTITUDES



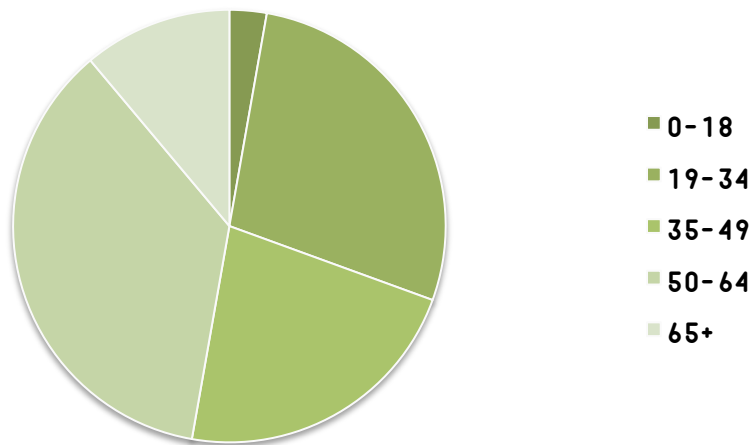
ETHNICITIES	SCOTLAND FUN PALACE PARTICIPANTS	SCOTLAND CENSUS 2011
ASIAN %	5.1%	2.70%
BLACK %	2.6%	0.70%
GIPSY/ROMA %	0.0%	0%
MIXED %	0.0%	0.40%
OTHER %	0.0%	0.30%
WHITE %	92.3%	96%

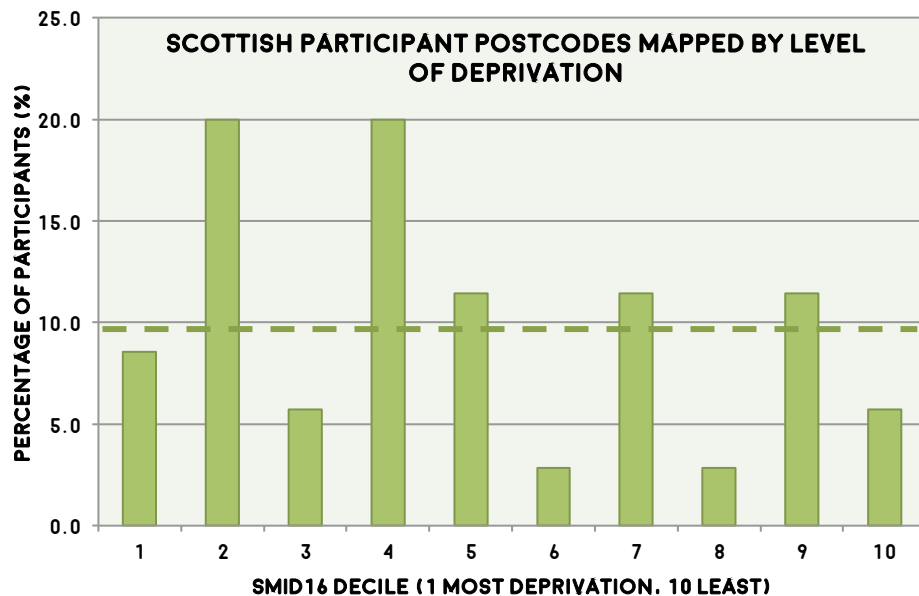


## SCOTTISH FUN PALACE PARTICIPANTS

STATEMENTS	% PARTICIPANTS AGREE (INCLUDING STRONGLY AGREE)	% PARTICIPANTS STRONGLY AGREE
EVENTS LIKE THIS CAN MAKE A REAL DIFFERENCE TO THE LOCAL COMMUNITY	90%	82.5%
THIS EVENT MAKES ME FEEL PROUD OF MY COMMUNITY	87.2%	76.9%
I THINK IT SHOULD HAPPEN AGAIN	89.7%	82%
THIS EVENT MAKES ME FEEL MOTIVATED TO DO MORE CREATIVE THINGS IN THE FUTURE	92.3%	82.1%
THIS EVENT MAKES ME WANT TO BECOME MORE INVOLVED IN LOCAL PROJECTS AND ISSUES	79.5%	74.4%

### AGE OF PARTICIPANTS SURVEYED

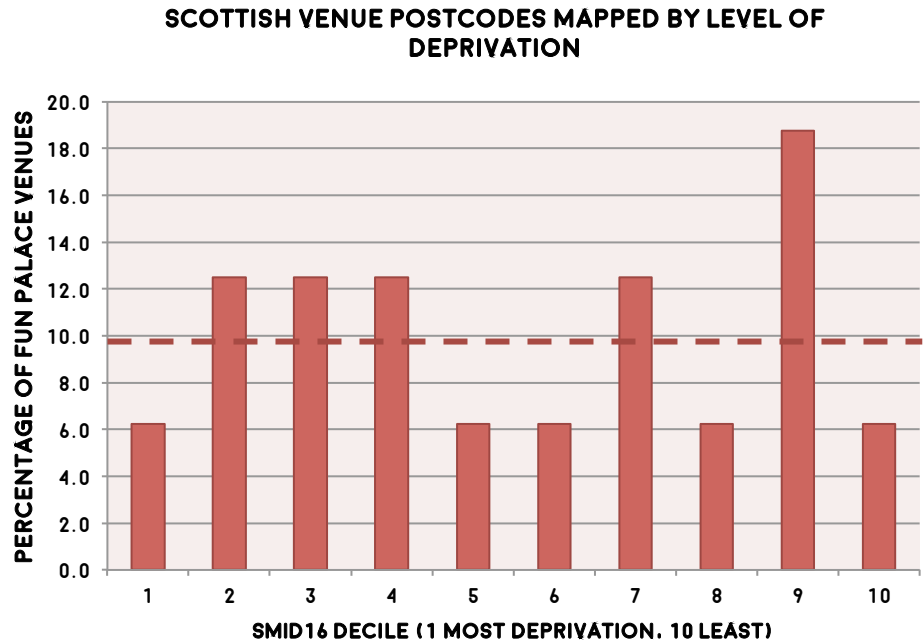




## POSTCODE ANALYSIS OF PARTICIPANTS SURVEYED & VENUES

EXPECTED PERCENTAGE

**65.7% OF SCOTTISH FUN PALACE PARTICIPANTS SAMPLED (N: 35) HAD POSTCODES IN THE 50% MOST DEPRIVED AREAS OF SCOTLAND**



EXPECTED PERCENTAGE

**50% OF SCOTTISH FUN PALACE VENUES (N: 16) WERE IN THE 50% MOST DEPRIVED POSTCODES**

